

Technical Data

Description	Standard	Unit	Test Result		
			Standard	Professional	Customized Product
Roll Length	EN 426	m	15	15	15
Roll Width	EN 426	m	1.8	1.8	1.8
Roll Thickness	EN 428	mm	8	6	4.5-9.0
Wear Layer	EN 429	mm	0.8	0.8-1.0	0.45-0.8
Weight	EN 430	kg/sq.m.	5.7	4.1	3.0-6.1

Classification

Fire Rating	EN 13501-1	Class	Bfl-s1
-------------	------------	-------	--------

Performance

Abrasion Resistance	EN ISO 5470-1	mg	≤350
Impact Resistance	EN 1517	N/m	≥8
Indentation Resistance	EN 1516	mm	≤0.6
Sound Insulation	EN ISO 717-2	dB	20-30
Friction Coefficient	DIN 18032	-	0.45-0.65
Ball Bounce	EN 12235	%	≥90
Sliding Coefficient	EN 13036-4	-	80-110
Vertical Deformation	EN 14809	mm	≤2
Shock Absorption	EN 14808	%	≥25
Surface Treatment	UV treatment, easy to maintenance		
Hardness	A		75-90
Rebound Values	%		≥5
Tensile Strength	Mpa		≥1.0
Elongation at Break	%		≥120
Flame Retardant	Class		1
VOC	g/m ³		≤75
Vinyl Chloride Monomer	mg/kg		≤5
Soluble Pb Limit	mg/m ²		≤20
Soluble Cd Limit	mg/m ²		≤20

APPLICATION

Protection is the property of Flexisports that reduces immediate injuries when falling, diving, sliding on the flooring for all users (children, adults, athletes...). Enclosed PVC buffer lay which produced by high density foaming technique acts like an air cushion, ensures Flexisports could provide excellent security, rebound resilience and vibration absorption performance.

At the same time, high-strength wear layer and advanced technology guarantee wonderful combination property of this material, such as sound insulation, friction coefficient, indentation resistance and ball bounce.

INSTALLATION

Laying is the responsibility of the installer. Installation should be made in accordance with installation guidelines supplied and regularly updated by Oflors' Technical Department. Installation should be carried out in accordance with local standards. Subfloor to be smooth, hard, clean and dry prior to laying. The material must be allowed to acclimatise several hours prior to installation in a room temperature of between 18-24°C. Welding rods is required during installation.

Further installation and maintenance instruction guides are available from Oflors.



Rubber leaves indelible stains on vinyl floorings; do not use mats with rubber backing and replace tubular furniture feet with those made of PVC or polyamide. Place mats of sufficient length at entrances to reduce outside sources of dirt.

MAINTENANCE

Maintenance should be carried out regularly to retain the appearance and durability of the floor. The floor covering should be maintained with regular sweeping and damp mopping using a neutral cleaner, or auto scrubber machine with an appropriate pad.



All flooring material and padding materials are recyclable. Industrial tiles certified ISO 14001.



FLEXISPORTS

SPORTS FLOORING

♻️ 100% recyclable


FLEXISPORTS | STANDARD COLORS (8MM THICKNESS, 0.8MM WEAR LAYER)



F5 88 501



F5 88 301



F5 88 101



F5 688 19W



F5 88 202



F5 88 201



F5 88 403




F5 88 401

SPORTS FLOORING SHEET

FLEXISPORTS



F5 88 304




F5 88 303



F5 88 203



F5 688 12W



F5 88 604




F5 88 601



F5 688 10W



F5 688 14W



F5 688 13W



F5 688 11W

FLEXISPORTS | PROFESSIONAL TEXTURE



F5 18 01



F5 28 02



F5 18 02



F5 18 03



F5 48 03



F5 48 02



F5 88 755